


Department : Department of Science and Technology (DOST)
Agency/Entity : Philippine Science High School
Operating Unit : MIMAROPA Region Campus
Organization Code (UACS) : 19 016 0900015
Fund Cluster : 01 - Regular Agency Fund
 (e.g. UACS Fund Cluster: 01-Regular Agency Fund, 02-Foreign Assisted Projects Fund, 03-Special Account-Locally Funded/Domestic Grants Fund, and 04-Special Account-Foreign Assisted/Foreign Grants Fund)


X	Current Year Appropriations
	Supplemental Appropriations
	Continuing Appropriations


Particulars	UACS CODE	Appropriations			Allotments					Current Year Obligations					Current Year Disbursements					Balances			
		Authorized Appropriations	Adjustments (Transfer To/From, Modifications/ Augmentations)	Adjusted Appropriations	Allotments Received	Adjustments (Reductions, Modifications/ Augmentations)	Transfer To	Transfer From	Adjusted Allotments	1st Quarter Ending March 31	2nd Quarter Ending June 30	3rd Quarter Ending September 30	4th Quarter Ending December 31	Total	1st Quarter Ending March 31	2nd Quarter Ending June 30	3rd Quarter Ending September 30	4th Quarter Ending December 31	Total	Unreleased Appropriations	Unobligated Allotments	Unpaid Obligations (15-20)=(23+24)	
1	2	3	4	5=(3+4)	6	7	8	9	10=[(6+(-)7)-8+9]	11	12	13	14	15=(11+12+13+14)	16	17	18	19	20=(16+17+18+19)	21	22	23	24
MOOE		25,914,000.00	571,400.00	26,485,400.00	25,914,000.00	0.00	0.00	571,400.00	26,485,400.00	7,617,716.02	6,499,410.79	4,834,297.47	7,532,064.43	26,483,488.71	6,573,914.04	6,390,767.42	4,960,956.41	8,217,799.05	26,143,436.92	0.00	1,911.29	6,000.00	334,051.79
CO		75,100,000.00	0.00	75,100,000.00	75,100,000.00	0.00	0.00	0.00	75,100,000.00	4,163,466.72	669,122.18	65,049,201.72	1,159,228.67	71,041,019.29	933,510.03	2,790,150.11	1,124,759.75	15,459,514.55	20,307,934.44	0.00	4,058,980.71	0.00	50,733,084.85


Recapitulation by OO:

I. Agency Specific Budget	Authorized Appropriations	Adjustments (Transfer To/From, Modifications/ Augmentations)	Adjusted Appropriations	Allotments Received	Adjustments (Reductions, Modifications/ Augmentations)	Transfer To	Transfer From	Adjusted Allotments	1st Quarter Ending March 31	2nd Quarter Ending June 30	3rd Quarter Ending September 30	4th Quarter Ending December 31	Total	1st Quarter Ending March 31	2nd Quarter Ending June 30	3rd Quarter Ending September 30	4th Quarter Ending December 31	Total	Unreleased Appropriations	Unobligated Allotments	Due and Demandable	Not Yet Due and Demandable
SCIENCE, TECHNOLOGY, ENGINEERING AND MATHEMATICS (STEM) SECONDARY EDUCATION ON SCHOLARSHIP BASIS PROGRAM	134,137,000.00	1,812,831.00	135,949,831.00	134,137,000.00	1,456,631.00	0.00	356,200.00	135,949,831.00	19,030,267.47	17,501,378.43	77,753,493.44	17,602,370.62	131,887,509.96	14,639,475.14	19,034,065.66	14,445,477.88	32,408,998.87	80,528,017.55	0.00	4,062,321.04	6,000.00	51,353,492.41
SCIENCE, TECHNOLOGY, ENGINEERING AND MATHEMATICS (STEM) PROMOTION PROGRAM	0.00	326,200.00	326,200.00	0.00	0.00	0.00	326,200.00	326,200.00	0.00	22,600.00	229,157.64	74,442.36	326,200.00	0.00	22,600.00	225,887.60	77,712.40	326,200.00	0.00	0.00	0.00	0.00

Certified Correct:

 MARIBEL F. FRONDA
 Budget Officer
 Date: January 29, 2024 12:06 PM

Certified Correct:

 MELONIE M. FAJARILLO
 OIC - Accountant
 Date: January 29, 2024 12:06 PM

Recommending Approval By:

 IVY MAY F. FAJATIGA
 FAD Chief
 Date: January 29, 2024 12:08 PM

Approved By:

 ROMEO C. ONGPOY, JR.
 OIC - Campus Director
 Date: January 29, 2024 01:06 PM